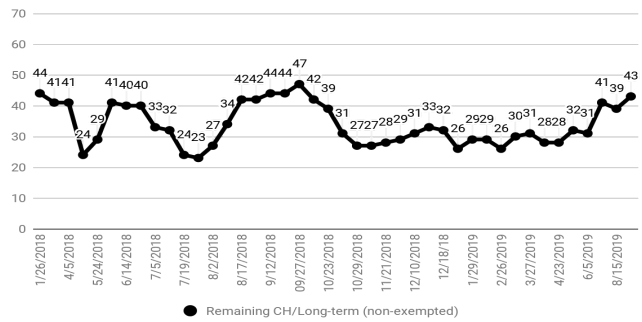


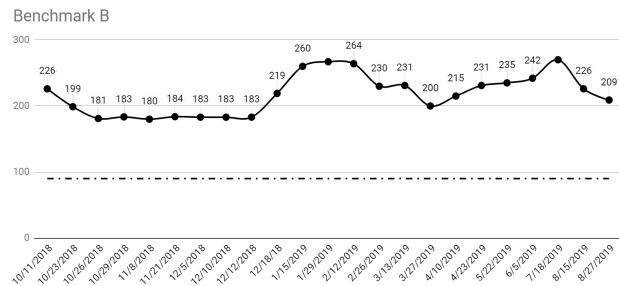
Criteria and Benchmarks High-Level Overview- 8/27/2019

Benchmark A: Have you ended chronic/long-term homelessness among Veterans?



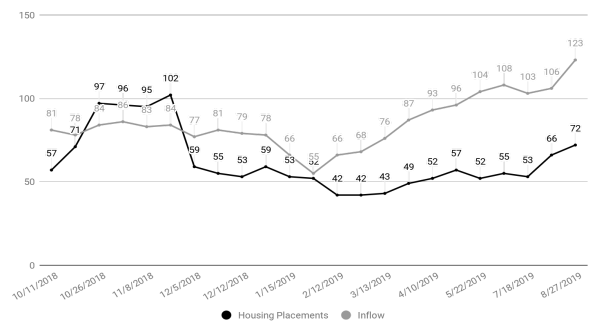
Goal: 0 Veterans

Benchmark B: Do Veterans have quick access to permanent housing?



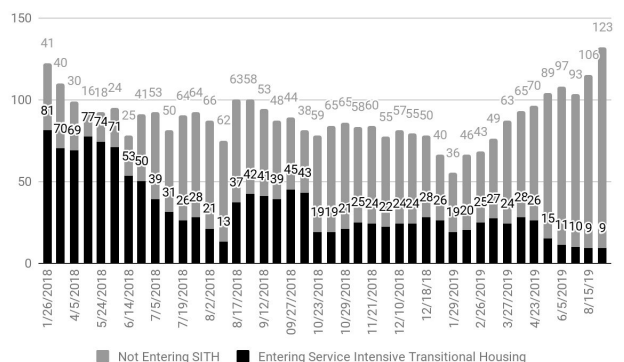
Goal: 90 days

Benchmark C: Does the community have sufficient permanent housing capacity?



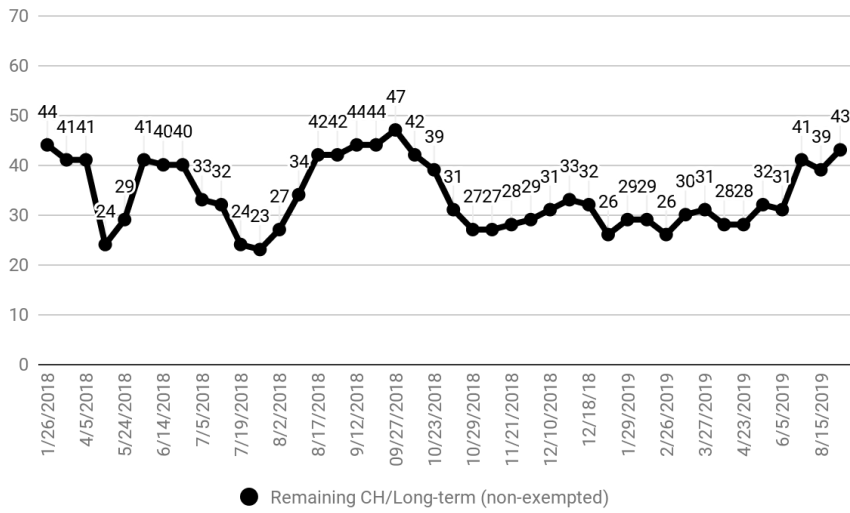
Goal: Outflow above inflow (dark line above light line)

Benchmark D: Is the community committed to Housing First and using Service Intensive Transitional Housing (SITH) in limited instances only?



Goal: SITH should be significantly lower (dark bar should be significantly smaller than light bar)

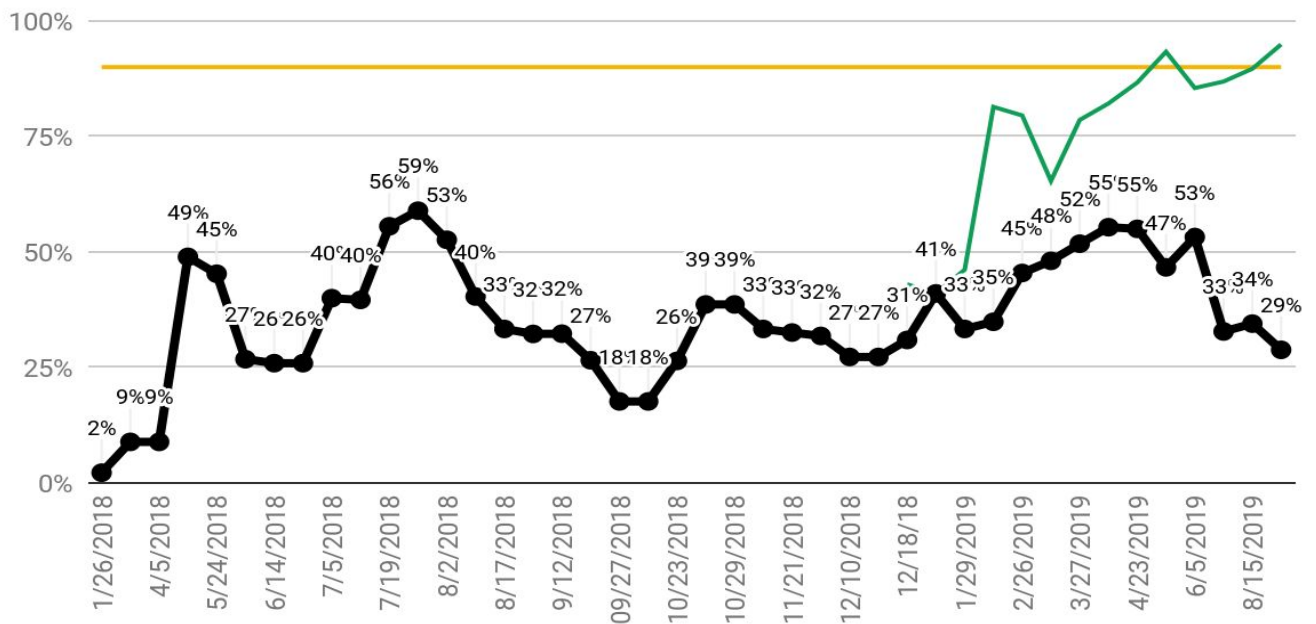
Benchmark A. Has chronic and long-term homelessness among Veterans been ended?



Goal: 0; **current:** 43 chronic and long-term homeless Veterans remaining.

Improvement Project: Percentage of Veterans with housing offer completed

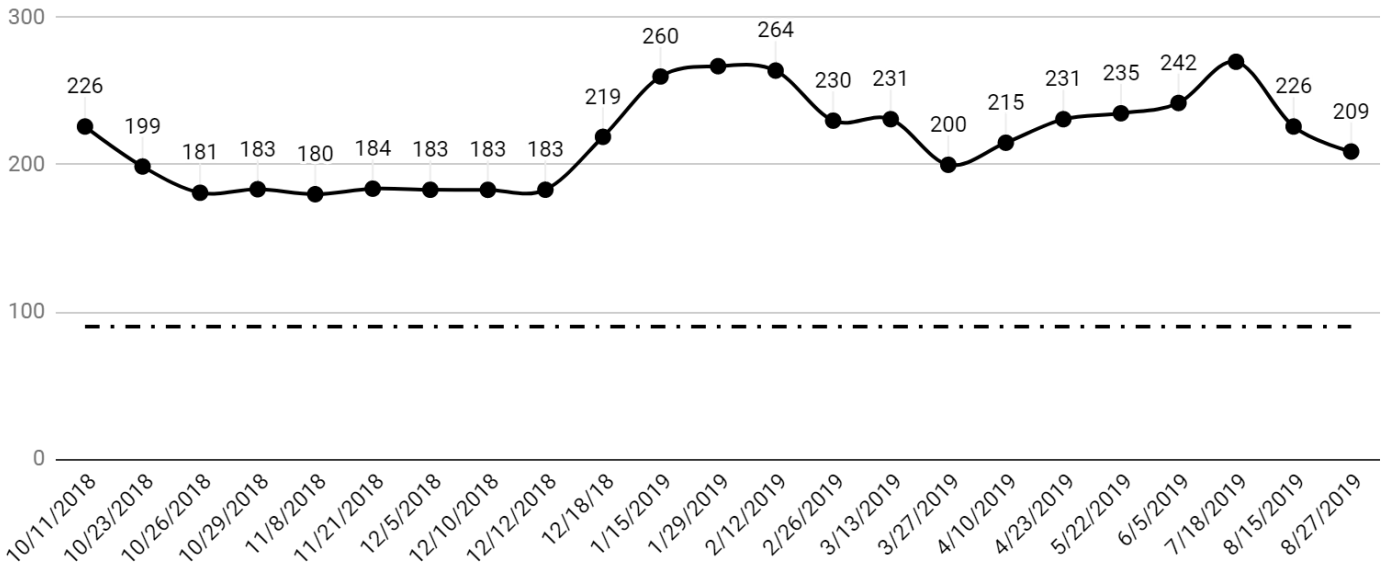
Percentage of Veterans with housing offer completed



*95% of chronic and long term homeless Veterans had housing offer completed

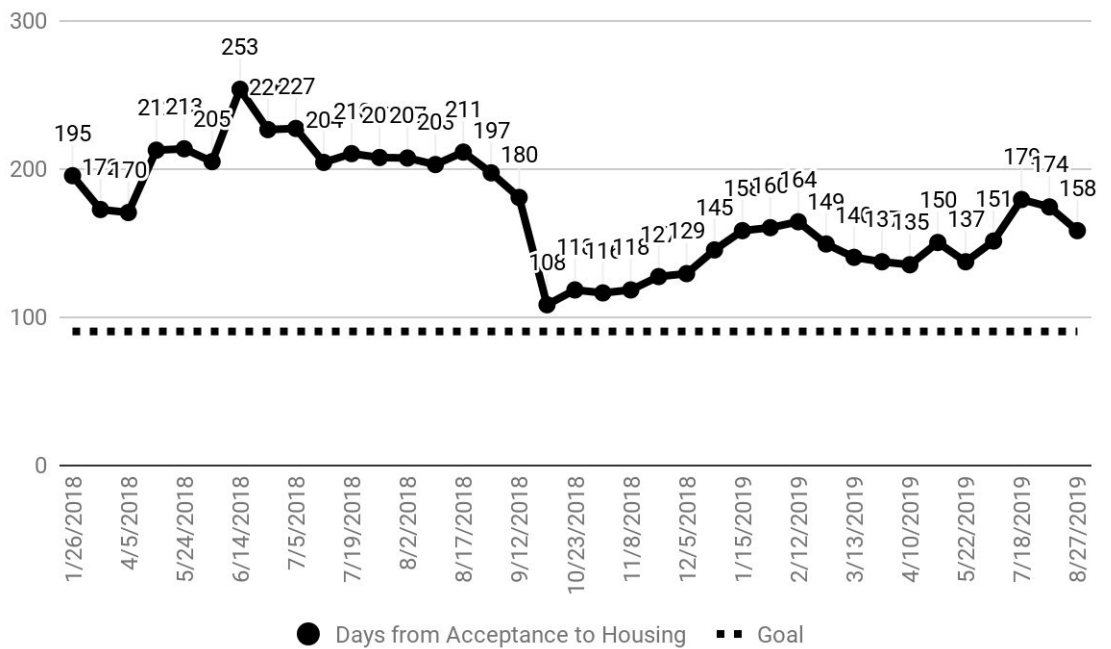
Benchmark B: Do Veterans have quick access to permanent housing?

Benchmark B



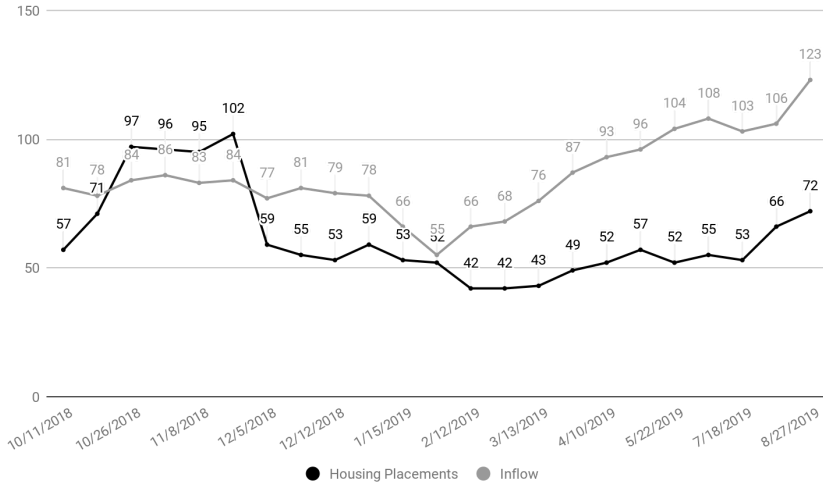
Goal: 90; **Current:** 226 days from ID to permanent housing

Improvement Project: # of days from Acceptance to Housed



Goal: 90; **Current:** 158 days from Acceptance to Housed

Benchmark C: Does the community have sufficient permanent housing capacity?

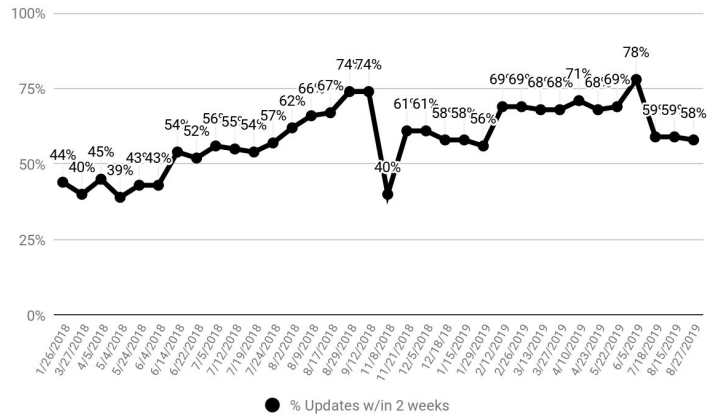


Goal: Placements must exceed Inflow
(dark line above light line).

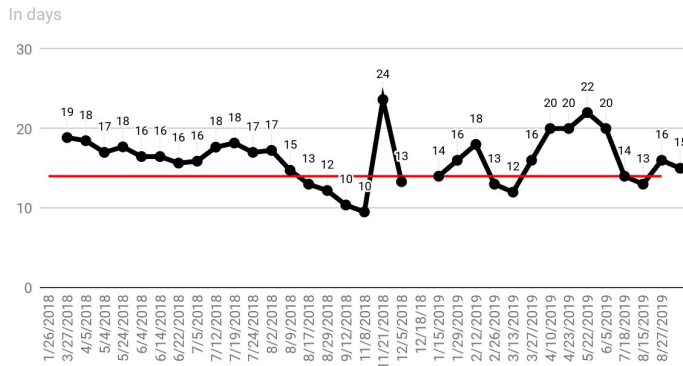
Inflow: 123
Outflow: 72

Improvement Project: Percentage of PH placements updated within 2 weeks

Goal: 90%; Current: 58% of Housing Placements reflected on BNL within 2 weeks



Average Length of Time from Housing Placement to Update



Goal: >14; Current: 15

Actively Homeless Veterans on BNL: 280

Since 7/27/2019 there have been **51** newly identified Veterans!

Housing Track Data

HUD-VASH:

Total Housed in July: 14

Total Open Cases Not Yet Housed: 84

Total Vacant Vouchers: 117

SSVF:

	Blue Water	Southwest	Volunteers of America
July Move Ins	0	15	6
LoT to Lease Up (HUD-VASH)	-	-	2 days
LoT to Lease Up (SSVF)	-	-	90 days
Total Open Cases	7	108	29

GPD and CR:

Transitional Housing Data				July 2019	
Agency	Bed Type	LoS	# Perm Housed	Occupied Beds	Total Agency LoS
DRMM	Bridge	655	0	1	
	Clinical (M)	197	2	10	
	Clinical (F)	111	0	4	
	H2H	251	2	2	
	Low Demand (FY18)	192	1	8	
	Low Demand (FY19)	0	0	0	
	SITH	151	0	5	
Love N Kindness	CR	90	2	9	
					90
MVF	Bridge	162	1	18	
	SITH	182	8	92	
					172
VOA	Bridge	165	2	17	
	Clinical	199	3	19	
	Low Demand	203	0	22	
					189
Average Length of Stay for all GPD and CR:					142